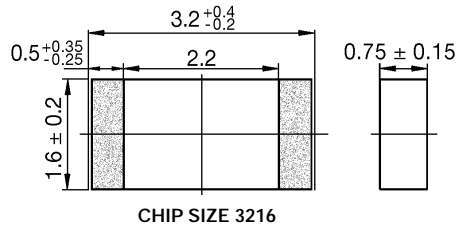



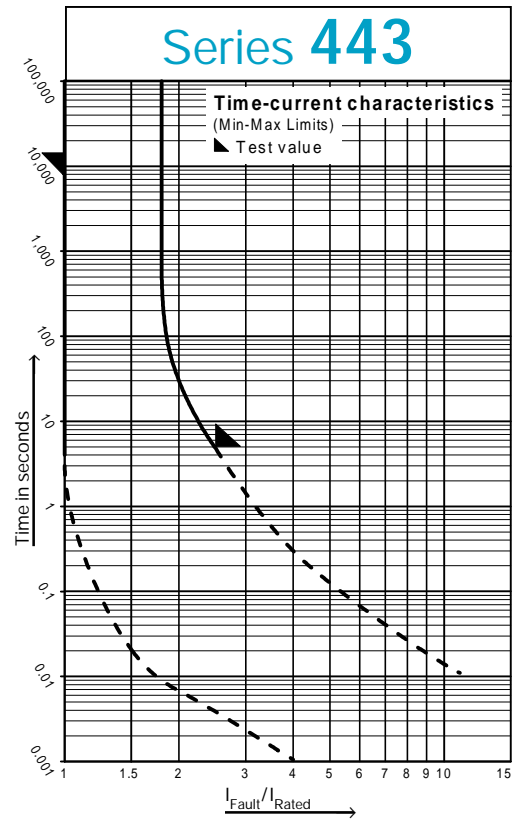
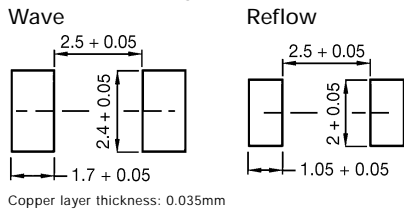
**Chip Fuse**  
**Fast-Acting**

**UL 248-14, 63V**



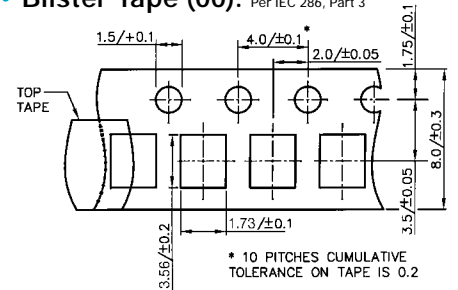
- **FaxBack Document # 321:**
- **Approvals:**  
cULus Recognized: File No. E 67006
- **Packaging:**  
00: Blister Tape (3000 pcs. per Reel)
- **Soldering Conditions:**  
235°C, 2 sec. (Wave and Reflow)
- **Soldering Heat Resistance:**  
260°C, 10 sec. (IEC 68-2-58)
- **Recommended Solder Glue:**  
Grace Amicon 125 F
- **Material:**  
Housing:<sup>1</sup> Ceramic substrate,  
Glass encapsulated  
Terminals: Tinned, metallized
- **Vibration Resistance:**  
24 cycles each 15 min. (EN 60068-6)  
10 - 60Hz at 0.75mm amplitude  
60 - 2000Hz at 10g acceleration

• **Solder Pad Layout:**





Note: Contact WICKMANN for individual I-t curves

• **Blister Tape (00):** Per IEC 286, Part 3





• **Limits for Pre-arcing Time**

Rated Current	100% 	250% 
750mA ... 2.00A	> 4h	< 5s



Permissible continuous operating current is ≤ 70% at ambient temperature of 23°C (73.4°F).

Rated Current <sup>2</sup> / Rated Voltage	Amp Code	Breaking Capacity	Voltage Drop (max) 100% x I <sub>Rated</sub> (mV) 	Melting Integral (max) 1000% x I <sub>Rated</sub> (A <sup>2</sup> s) 	Approvals
750mA / 63V	0750	50A at 63VAC/DC (AC) cos φ = 1.0	600	0.03	• • • •
1.00A / •	1100		530	0.05	
1.50A / •	1150		450	0.2	
2.00A / •	1200		440	0.4	

<sup>1</sup> solder fuse with marked side facing up and avoid conducting paths below the fuse  
<sup>2</sup> for lower amp ratings, see Series 441

• **Order Information**

Qty.	Order-Number	Series	Amp Code	Packaging
		4 4 3		0 0 0